



# Safety first



further information about Safety Solutions on page 5

[www.kuebler.com/safety](http://www.kuebler.com/safety)

## Encoders for Functional Safety

- Safe incremental encoder function
- Safe absolute encoder function
- Safe mechanical connection



**SIL3**  
Functional Safety  
**PLe**

---

# Contents

## **Position and Motion Sensors** P. 4

---

- Incremental Encoders P. 6
- Absolute Encoders Singleturn P. 8
- Absolute Encoders Singleturn Fieldbus P. 9
- Absolute Encoders Multiturn P. 9
- Absolute Encoders Multiturn Fieldbus P. 10
- Inclinometers P. 10
- Linear Measuring Systems P. 11

## **Connectors and Transmission Technology** P. 12

---

- Slip Rings P. 14
- Optical Fibre Modules P. 14
- Cordsets P. 15

## **Counters and Process Displays** P. 16

---

- Display Counters and Preset Counters Electronic P. 18
- Counters Electromechanical P. 21
- Preset Counters Electromechanical P. 24
- Process Displays, Process Control Devices P. 24
- Counters Pneumatic P. 26
- Counters with stepper motor P. 26

## **Kübler short profile** P. 2

---

- Service and contact details P. 28

## Our pulses are our assets



The core business of Kübler GmbH is the development, manufacture and marketing of leading-edge position and motion sensors, innovative display and counting technology as well as connection and transmission technology.

Founded in the year 1960, the family business is now led by the next generation of the family, Gebhard and Lothar Kübler. It is active worldwide with the export share of its turnover exceeding 60 percent. 6 subsidiaries and 50 exclusive representatives offer product know-how, service and advice globally on-site.

We see the opportunities for our business in the field of application-oriented innovations and in the provision of outstanding all-round service – always with the success of our customers in mind.

With over 250 employees, we reliably ensure the high level of flexibility of our products, superior quality management as well as exceptional delivery dependability.

# Our Product Portfolio



## Position and Motion Sensors



- Incremental Encoders
- Absolute Encoders
- Draw-wire Systems
- Linear Measuring Systems
- Inclinometers
- Lift systems

## Counters and Process Displays



- Display and Preset Counters
- Timers and Preset Hour meters
- Frequency Meters and Tachometers
- Combination Time and Energy Meters
- Position Displays
- Process Displays and Controllers

## Connectors and Signal Transmission Technology



- Slip rings
- Fibre Optic Modules
- Cables, Connectors and Cable Assemblies

## OEM Products and Systems (OPS)



- Customised Display, Measurement and Control Components
- Complete Systems Solutions: Sensor Technology, Electronics, Mechanics



# Position and Motion Sensors

Already back in 1997 Kübler introduced the first absolute multiturn encoder with hollow shaft and an installation depth of only 42 mm – a world first. Constant innovations such as the Safety-Lock™ Design or the first optical electronic multiturn stage were to follow this tradition and made new applications and customer solutions possible.



## Incremental and Absolute Singleturn, Multiturn and Fieldbus Encoders

Whether with interference-free positioning or controlling in real-time, as a result of their ingenious safety concept, their extremely rugged technology and their compact construction, Kübler encoders make a significant contribution to the reliability of plant and machinery.

## Draw-wire sensors and linear measuring systems

Kübler offers 3 technologies for professional industrial positioning tasks and for length or linear displacement measuring systems:

- the tried-and-tested draw-wire sensors for measurement lengths up to 40 metres
- the compact, non-contact magnetic measurement system LIMES
- systems with measuring wheels for direct detection on the running material or conveyor belt.

## Inclinometers

Kübler inclinometers are naturally suited to use in harsh industrial environments, whether in railway technology, solar installations, commercial vehicles or cranes and hoists. They boast a compact, rugged construction, excellent shock resistance and a high protection rating.

## i Kübler Sendix



The Sendix family of devices guarantees an extremely safe, fast technology in an exceptionally compact housing. Among its trademarks is the sturdy Safety-Lock™ Design bearing structure that facilitates problem-free use outdoors, as well as a wide variety of connection and mounting options. Optimised encoders can be created within the modular system. Following the motto: the use determines the product.



- **Extremely robust**
- **Compact dimensions**
- **Flexible mounting options**
- **Flexible connection options**
- **Wide temperature range**
- **Worldwide compatibility**

## i Encoders for Functional Safety

Since the Machinery Directive 2006/42/EC came into force, safety is more than ever an “integral part of plant construction”. When choosing the right encoder for functional safety, the principle applies that safety is achieved through the intelligent combination of encoder, controller and actuator.












### Kübler offers

Sendix SSI absolute encoders, with an additional Sin/Cos incremental output, and Sin/Cos versions of Sendix incremental encoders, with SIL3/PLe certification.







The following safety functions can be implemented in accordance with standards DIN EN 13849-1 and DIN EN 61800-5-2 up to SIL3/PLe/Cat.4: **SS1** (Safe Stop 1), **SS2** (Safe Stop 2), **SOS** (Safe Operating Stop), **SLS** (Safe Limited Speed), **SLI** (Safe Limited Increment of Position), **SLP** (Safe Limited Position), **SSR** (Safe Speed Range), **SDI** (Safe Direction), **SSM** (Safe Speed Monitoring).

## Incremental Encoders

	Ø Dimensions in mm	Magnetic (Accuracy ± 1°)	Optical (Accuracy ≤ ± 0,015°)	Resolution max. in PPR	Push-pull interface	RS422 interface	Sin / Cos interface	Ø Hollow shaft max. in mm	Speed max. in RPM	Temperature range in °C	Protection rating max.	Type of connection Cable	Type of connection Connector	Supply voltage in V DC	Pulse frequency max. in kHz	RoHS compliant	ATEX approval for Zone
	24	–	•	1.024	•	–	–	6	12.000	–20...+85	IP64	•	–	5...24 8...30	160	•	–
Miniature optical <b>2400</b> (Shaft) <b>2420</b> (Hollow shaft)																	
	24	•	–	256	–	•	–	6	12.000	–20...+85	IP67	•	–	5	300	•	–
Miniature magnetic <b>2430</b> (Shaft) <b>2440</b> (Hollow shaft)																	
	36	–	•	2.500	•	•	–	8	12.000	–20...+85	IP64	•	M12	5...18 8...30	200	•	–
Compact, optical <b>3610</b> (Shaft) <b>3620</b> (Hollow shaft)																	
	37	–	•	1.024	•	•	–	8	6.000	–20...+70	IP65	•	–	5 5...30 10...30	250	•	–
Economy, optical <b>3700</b> (Shaft) <b>3720</b> (Hollow shaft)																	
	58	–	•	1.024 and 2.048	–	–	•	14	12.000	–40...+90	IP67	•	M12 M23	5 10...30	400	•	–
Funcional Safety, <b>Sendix 5814 SIL</b> (Shaft) <b>Sendix 5834</b> (Hollow s.)																	
	58	–	•	5.000	•	•	–	15 15,87	12.000	–40...+85	IP67	•	M12 M23 MIL	5 5...30 10...30	300	•	2;22
Standard, optical <b>Sendix 5000</b> (Shaft) <b>Sendix 5020</b> (Hollow shaft)																	
	58	–	•	5.000	•	•	–	12	12.000	–20...+105	IP65	•	M23 MIL	5 10...30	300	•	–
High temperature, optical <b>5803</b> (Shaft) <b>5823</b> (Hollow shaft)																	
	58	–	•	5.000	–	–	•	12	12.000	–20...+85	IP65	•	M23	5 10...30	180	•	–
Sine wave outputs, optical <b>5804</b> (Shaft) <b>5824</b> (Hollow shaft)																	
	58	–	•	36.000	•	•	–	12	12.000	–20...+85	IP65	•	M23	5 10...30	800	•	–
High resolution <b>5805</b> (Shaft) <b>5825</b> (Hollow shaft)																	
	58	–	•	5.000	•	•	–	12	12.000	–40...+85	IP67	•	M12	5 5...30 10...30	300	•	–
Stainless-steel <b>Sendix 5006</b> (Shaft) <b>5826</b> (Hollow shaft)																	
	58	–	•	5.000	•	•	–	28	2.500	–20...+70	IP64	•	M12	5 8...30	300	•	–
Large hollow shaft, optical <b>5821</b> (Hollow shaft)																	

### Incremental Encoders (continued)

	Ø Dimensions in mm	Magnetic (Accuracy ± 1°)	Optical (Accuracy ≤ ± 0,015°)	Resolution max. in PPR	Push-pull interface	RS422 interface	Sin / Cos interface	Ø Hollow shaft max. in mm	Speed max. in RPM	Temperature range in °C	Protection rating max.	Type of connection Cable	Type of connection Connector	Supply voltage in V DC	Pulse frequency max. in kHz	RoHS compliant	ATEX approval for Zone
	100	-	•	5.000	•	•	•	42	6.000	-40...+80	IP65	•	M12 M23	5 5...30 10...30	300	•	-
Large hollow shaft, optical <b>A020</b> (Hollow shaft) <b>A02H</b> (Hollow shaft)																	
	70	-	•	5.000	•	•	-	12	6.000	-20...+60	IP65	•	-	5 10...30	300	•	1;2; 21;22
ATEX, optical <b>7030</b> (Shaft/Hollow shaft)																	
	16 x 10	•	-	3.600	•	•	-	30	9.000	-20...+80	IP67	•	-	4,8...26 4,8...30	250	•	-
Magnetic measurement system with 0 pulse <b>RI50/LI50</b> (Hollow shaft)																	
	16 x 10	•	-	3.600	•	•	-	30	12.000	-20...+80	IP67	•	-	4,8...26 4,8...30	250	•	-
Magnetic measurement system with 0 pulse <b>RI20/LI20</b> (Hollow shaft)																	

### Accessories for Position and Motion Sensors

Kübler original accessories are individually adapted to match each particular model. They meet our high quality demands.



Connectors



Cables



Custom assemblies



Couplings



Flange adapters




Bearing units



Mounting fixtures and supports



Displays



Draw-wire accessories

### Isolation / adapter inserts for hollow shaft encoders














#### Thermal and electrical isolation of the encoders.

These isolation inserts prevent currents from passing through the encoder bearings. These can occur when using inverter controlled three-phase or AC vector motors and considerably shorten the service life of the encoder bearings. In addition the encoder is thermally isolated as the plastic does not transfer the heat to the encoder.





**Tip:** By using these adapter inserts you can achieve six different hollow shaft diameters, all on the basis of one encoder.









## Absolute Encoders Singleturn

		Ø Dimensions in mm	Magnetic (Accuracy ± 1°)	Optical (Accuracy ≤±0,015°)	Resolution max. in bits	SSI interface	BiSS interface	Analogue interface	Parallel interface	Additional incremental track	Speed max. in RPM	Temperature range in °C	Protection rating max.	Type of connection Cable	Type of connection Connector	Supply voltage in V DC	 RoHS compliant	 ATEX approval for Zone
	Miniature, magnetic SSI <b>2450</b> (Shaft) <b>2470</b> (Hollow shaft)	24	•	–	12	•	–	–	–	–	12.000	–20 ... +85	IP64	•	–	5 8 ... 30	•	–
	Compact, magnetic SSI <b>Sendix 3650</b> (Shaft) <b>Sendix 3670</b> (Hollow shaft)	36	•	–	9	•	–	–	–	–	6.000	–40 ... +85	IP69k	•	–	5 ... 30	•	2; 22
	Compact magnetic Analogue <b>Sendix 3651</b> (Shaft) <b>Sendix 3671</b> (Hollow shaft)	36	•	–	12	–	–	4 ... 20 mA 0 ... 10 V	–	–	6.000	–40 ... +85	IP69k	•	M12	18 ... 30	•	2; 22
	Compact, optical SSI/BiSS <b>Sendix F3653</b> (Shaft) <b>Sendix F3673</b> (Hollow shaft)	36	–	•	17	•	•	–	–	SinCos RS422	12.000	–40 ... +90	IP67	•	M12	5 10 ... 30	•	2; 22
	Functional Safety, optical SSI/BiSS + SinCos <b>Sendix 5853 SIL</b> (Shaft) <b>Sendix 5873 SIL</b> (Hollow s.)	58	–	•	17	•	•	–	–	SinCos	9.000/ 12.000	–40 ... +90	IP67	•	M23	5 10 ... 30	•	–
	Standard, optical SSI/BiSS <b>Sendix 5853</b> (Shaft) <b>Sendix 5873</b> (Hollow shaft)	58	–	•	17	•	•	–	–	SinCos RS422	12.000	–40 ... +90	IP67	•	M12 M23	5 10 ... 30	•	2; 22
	Standard, optical Parallel/ Analogue <b>5850</b> (Shaft) <b>5870</b> (Hollow shaft)	58	–	•	14	–	–	4 ... 20 mA	•	–	12.000	–20 ... +85	IP66	•	M23	5 10 ... 30	•	–
	Standard, optical Parallel, Highspeed <b>5852</b> (Shaft) <b>5872</b> (Hollow shaft)	58	–	•	14	–	–	–	•	–	12.000	–20 ... +80	IP66	•	M23	5 10 ... 30	•	–
	Stainless-steel, optical SSI/Parallel <b>5876</b> (Hollow shaft)	58	–	•	14	•	–	–	•	–	6.000	–20 ... +80	IP67	•	M12	5 10 ... 30	•	2; 22
	ATEX, optical SSI <b>7053</b> (Shaft)	70	–	•	17	•	–	–	–	–	6.000	–40 ... +60	IP67	•	–	10 ... 30	•	1; 2; 21; 22
	ATEX, optical SSI/Parallel/Analogue <b>7031</b> (Shaft/Hollow shaft)	70	–	•	14	•	–	4 ... 20 mA	•	–	6.000	–20 ... +60	IP65	•	–	5 10 ... 30	•	1; 2; 21; 22






## Absolute Encoders Singleturn Fieldbus

	Ø Dimensions in mm	Magnetic (Accuracy ±1°)	Optical (Accuracy ≤ ±0,015°)	CANopen	SAE J1939	Profibus DP	EtherCAT	Type of connection Cable	Type of connection Connector	Resolution max. in bits	Speed max. in RPM	Temperature range in °C	Protection rating max.	Supply voltage in V DC	RoHS compliant	ATEX approval for Zone
 Compact, magnetic <b>Sendix M3658</b> (Shaft) <b>Sendix M3678</b> (Hollow shaft)	36	•	–	•	•	–	–	•	M12	14	6.000	–40...+85	IP69k	8...30	•	2; 22
 Compact, optical <b>Sendix F3658</b> (Shaft) <b>Sendix F3678</b> (Hollow shaft)	36	–	•	•	–	–	–	•	–	16	12.000	–40...+85	IP67	10...30	•	2; 22
 Standard, optical <b>Sendix 5858</b> (Shaft) <b>Sendix 5878</b> (Hollow shaft)	58	–	•	•	–	•	•	•	M12 M23	16	12.000	–40...+80	IP67	10...30	•	2; 22
 ATEX, optical <b>7058</b> (Shaft)	70	–	•	•	–	•	–	•	–	16	6.000	–40...+60	IP67	10...30	•	1; 2; 21; 22



## Absolute Encoders Multiturn

	Ø Dimensions in mm	Optical (Accuracy ≤ ±0,015°)	Resolution max. in bits ST + MT	SSI interface	BiSS interface	RS485 interface	Additional incremental track	Speed max. in RPM	Temperature range in °C	Protection rating max.	Type of connection Cable	Type of connection Connector	Supply voltage in V DC	RoHS compliant	ATEX approval for Zone
 Compact, optical <b>Sendix F3663</b> (Shaft) <b>Sendix F3683</b> (Hollow s.)	36	•	17+24	•	•	–	SinCos RS422	12.000	–40...+90	IP67	•	M12	5 10...30	•	2; 22
 Functional Safety, optical <b>Sendix 5863 SIL</b> (Shaft) <b>Sendix 5883 SIL</b> (Hollow s.)	58	•	17+12	•	•	–	SinCos	12.000	–40...+90	IP67	•	M23	5 10...30	•	–
 Standard, optical <b>Sendix 5863</b> (Shaft) <b>Sendix 5883</b> (Hollow shaft)	58	•	17+12	•	•	–	SinCos RS422	12.000	–40...+90	IP67	•	M12 M23	5 10...30	•	2; 22
 Standard, programmable optical/magnetic <b>5862</b> (Shaft) <b>5882</b> (Hollow shaft)	58	•	13+12	–	–	•	RS422	6.000	–20...+85	IP65	•	M23	4,5...30 10...30	•	–
 Standard, programmable optical/magnetic <b>9081</b> (Large Hollow shaft)	90	•	13+12	•	–	•	RS422	6.000	–20...+70	IP65	•	M23	4,75...30 10...30	•	–
 ATEX, optical <b>7063</b> (Shaft)	70	•	17+12	•	–	–	–	6.000	–40...+60	IP67	•	–	10...30	•	1; 2; 21; 22

## Absolute Encoders Multiturn Fieldbus

	Ø Dimensions in mm	Optical (Accuracy $\leq \pm 0,015^\circ$ )	Resolution max. in bits ST+MT	CANopen	CANopenlift	Profibus DP	DeviceNet	EtherCAT	Speed max. in RPM	Temperature range in °C	Protection rating max.	Type of connection Cable	Type of connection Connector	Supply voltage in V DC	RoHS compliant	ATEX approval for Zone
 Compact, optical <b>Sendix F3668</b> (Shaft) <b>Sendix F3688</b> (Hollow shaft)	36	•	16+16	•	–	–	–	–	12.000	–40...+85	IP67	•	–	10...30	•	2; 22
 Standard, optical <b>Sendix 5868</b> (Shaft) <b>Sendix 5888</b> (Hollow shaft)	58	•	16+12	•	•	•	–	•	9.000	–40...+90	IP67	•	M12 M23	10...30	•	2; 22
 Standard optical/magnetic <b>5860</b> (Shaft/Hollow Shaft)	58	•	13+12	–	–	–	•	–	6.000	–20...+85	IP65	•	M12	10...30	•	–
 Standard, optical/magnetic <b>9080</b> (large hollow shaft)	90	•	13+12	•	–	•	•	–	6.000	–10...+70	IP65	•	M12	10...30	•	–
 ATEX, optical <b>7068</b> (Shaft)	70	–	16+12	•	–	•	–	–	6.000	–40...+60	IP67	•	–	10...30	•	1; 2 21; 22

## Inclinometers

	Measuring angle max.	Accuracy max.	Resolution max.	Ø Dimensions in mm	Absolute Analogue	Absolute Fieldbus	Speed max. in m/s	Temperature range in °C	Protection rating max.	Type of connection Connector	RoHS compliant
 Inclinometer analogue <b>IS40</b>	$\pm 60^\circ$	$\pm 0,3^\circ$	0,05°	60x30 x20	4...20 mA 0,1...4,9 V	–	Reaction time 0,1s	–30...+70	IP68	M12	•
 Inclinometer CAN open <b>IS60</b>	$\pm 60^\circ$	$\pm 0,2^\circ$	0,05°	68x42,5 x42,5	–	•	Reaction time 0,1s	–40...+80	IP68	M12	•


## Linear Measuring Technology

		Measuring length max. in m	Accuracy max.	Resolution max.	Ø Dimensions in mm	Incremental RS422 / Push-pull	Incremental Sin / Cos	Absolute Analogue	Absolute SSI / BiSS	Absolute Fieldbus	Speed max. in m/s	Temperature range in °C	Protection rating max.	Type of connection Cable	Type of connection Connector	RoHS compliant
	Magn. measuring system resolution min. 10 µm <b>Limes LI20/B1</b>	50	dep. on meas. length 0,08 mm for 1m	10 µm	10x25x40	•	–	–	–	–	25	–20...+80	IP67	•	–	•
	Magn. measuring system resolution min. 5 µm <b>Limes LI50/B2</b>	50	dep. on meas. length 0,1 mm for 1m	5 µm	10x25x40	•	–	–	–	–	16	–20...+80	IP67	•	–	•
	Draw wire encoder <b>A50</b> Measuring length 1,25 m	1,25	±0,05% of measuring range	0,05 mm	50x50 x max. 99	•	–	4...20 mA 0...10 V 1kΩ	•	•	10	–20...+85	IP67	•	M12	•
	Draw wire encoder <b>B80</b> Measuring length 3 m	3	±0,05% of measuring range	0,05 mm	80x80 x max. 144	•	•	4...20 mA 0...10 V 1kΩ	•	•	10	–20...+90	IP67	•	M12 M23	•
	Draw wire encoder <b>C120</b> Measuring length 6 m	6	±0,05% of measuring range	0,08 mm	120x120x max. 136	•	•	4...20 mA 0...10 V 1kΩ	•	•	10	–20...+90	IP67	•	M12 M23	•
	Draw wire encoder <b>D135</b> Measuring length 40 m	40	±0,05% of measuring range	0,08 mm	135x136 x max. 318	•	•	4...20 mA 0...10 V 1kΩ	•	•	10	–20...+90	IP67	•	M12 M23	•
	Draw wire mechanics Miniature	2	±0,1% of measuring range	0,1 mm	40x40 x max. 72	•	–	4...20 mA 0...10 V 10kΩ	–	–	0,8	–20...+90	–	•	–	•
	Draw wire encoder, Standard Measuring length 6 m	6	±0,1% of measuring range	0,1 mm	105x85 x max. 163	•	•	–	•	•	3	–20...+70	–	•	M12 M23	•
	Elevator Measuring System for Shaft- copying LM	120	±0,5mm	0,1 mm	dep. on type	•	•	–	•	•	6	–20...+85	IP67	•	M12 M23 MIL	•
	Mini measuring wheel system	∞	±0,015°	0,1 mm	74x50x48	•	•	–	–	–	2.000 rpm	–20...+80	IP64	•	–	•
	Length measuring system with measuring wheel	∞	±0,015°	0,1 mm	dep. on the measuring wheel	•	•	–	–	–	2.000 rpm	–20...+80	IP67	•	M12 M23 MIL	•
	Length measuring system with rack & pinion	∞	0,5 mm	0,1 mm	dep. on rack	•	•	–	–	–	0,5	–20...+80	IP67	•	M12 M23 MIL	•



# Connectors and Transmission Technology

Quality down to the last detail. Our activities are orientated with the focus always on the customer – from the creation of the product right through to final delivery. This high quality extends to every detail, from the connectors to the optical fibre modules.



## Slip rings

Innovation meets tried and tested product quality and compact dimensions: the new Kübler slip ring generation brings together a number of performance features under one umbrella. The areas of application are many and diverse: from video surveillance (CCTV) equipment, via cranes through to rotary tables, slip rings are able to transmit power, signals or data from a stationary to a rotating platform. Fieldbus signals such as Profibus or CANopen can be transmitted at up to 12 MB.

## Connectors and Cables

The comprehensive choice of cables, connectors and cordsets from Kübler ensures error-free connections and highly accurate transmission. A perfect match for our encoders and counters.

## Optical fibre transmitter modules

Kübler optical fibre modules solve transmission problems simply, reliably and yet at the same time economically. They reliably convert electrical signals into optical signals – and back again. This technology finds its use wherever electrical signals do not suffice to guarantee a safe transmission of the signals. Or where interference, too large distances or shielding prevent good communication. Even when subjected to extremely strong electro-magnetic fields, Kübler optical fibre modules can transmit signals over distances of up to 1000 metres. With perfect safety.

## **i** M12 Cordsets with integrated control LEDs

The new 8-pin M12 cordset for incremental encoders ensures fast, simple connections under difficult outdoor conditions. The transparent right-angle housing contains three LEDs for displaying channels A, B and Z.

- **Monitors all important encoder functions**
- **Easy troubleshooting**
- **Installation help for zero point detection**



### Slip Rings



	Power/Current (Signal type)	Signal (Signal type)	Pneumatics (Signal type)	Hydraulics (Signal type)	N° of channels max.	Ø Hollow shaft max. in mm	Current max. in A	Protection rating max.	Speed max. in RPM	Temperature range max. in °C
SR060	•	•	-	-	5	25	16	IP 50	500	0...+75



SR085	•	•	•	•	20	30	16	IP 64	800	0...+80
-------	---	---	---	---	----	----	----	-------	-----	---------

### Optical Fibre Modules (LWL)






	Interface	Transmission distance in m	Input frequency in kHz	Transmission rate in Mbit/s	Temperature in °C	Supply voltage in VDC	Power consumption in W
LWL	RS 422	1.000	400	120	-10...+60	5 10...30	2






LWL.A	SSI	1.000	500	120	-10...+60	5 10...30	2
-------	-----	-------	-----	-----	-----------	--------------	---

### Connectors

		N° of pins	Housing	Connection technology	Cable diameter Ø in mm	Straight connector	Right angle connector	wall/panel lead-through
	M12	4/5/8	Metal	Screw terminals	6 – 8	•	•	•
	M23	9/12/17	Metal	Solder pins	5,5 – 10,5	•	–	•
	MIL	7/10	Metal	Solder pins	5 – 8	•	–	–

### Cordsets

		PVC cable	PUR cable	TPE cable	Optical fibre	Straight connector	Right angle connector	for incremental encoders	for SSI / BiSS encoders	for Fieldbus	for analogue interfaces
	M12	•	•	–	–	•	•	•	•	•	•
	M23	•	•	•	–	•	–	•	•	–	•
	LWL	–	–	–	•	•	–	•	•	–	–

Kueblercodix

0.0000  
WED

# Counters and Process Displays

Successful innovation? A question of corporate culture. In 1960 company founder Fritz Kübler developed the first short time meter with permanent time display. In 2007 Kübler introduced its unique combination meter HW 66, the first in the world to measure both time and energy in one device.



## Electromechanical counters

The indestructible all-rounders – from microcounters to standard hour meters. The mature technology platform of the robust counters with electromagnetic drive and mechanical counting drum system is still as up-to-date today as it always was. Due to their low power consumption these counters are ideal for battery operation. Their significant features include – as always – their excellent shock, impact and magnetic-field resistance.

## Electronic counters

Have everything that counts. Kübler offers a wide range of counters for pulses, frequency, position and time – all with proven quality. Electronic counters from the house of Kübler boast very high protection levels and require only minimal installation depths. The possibilities when it comes to their areas of application are therefore virtually limitless.

## Process Devices

Control is better. Kübler process devices reliably display and control their process values such as temperature or pressure – with linearization functions with up to 32 control points. Here the Codix name guarantees the concept of simple, unified operation. The Kübler process technology portfolio includes process and temperature displays, process control devices and setpoint generators.

## Kübler Codix



The Kübler Codix brand name stands for universal usability and standard dimensions, as well as for the philosophy of simple menu-driven programming of our latest counter generation.



At the centre of the sophisticated technology lie the large, easy-to-read LED or LCD displays and the intuitive operation, which we also offer with text menu programming. The high quality plug-in screw terminals make a significant contribution to the fast, user-friendly start-up.



- Very bright LED display
- High contrast LCD display
- Robust housing
- High IP protection
- Simple, unified programming
- Fast count and frequency inputs

**Display Counters**  
**multifunctional for pulse,**  
**frequency, time and position**  
**Electronic**



	Pulse	Time	Frequency	Tachometer	Position	Fieldbus (FB)/ Serial Interface (SI)	Presets: o = optocoupler; r = relay	Reset manual	Reset electrical	Programmable	Display	Number of digits	Dimensions Front in mm	Panel cut-out in mm	Depth in mm	Temperature range in °C	Protection max.	Power supply	RoHS compliant
<b>Codix 130</b> adding or subtracting, DC/AC	•	-	-	-	-	-	-	•	•	-	LCD	8	48x24	45x22,2	47,7	-10...+60	IP65	battery	•
<b>Codix 131</b> count direction or difference counter, DC/AC	•	-	-	-	-	-	-	•	•	-	LCD	8	48x24	45x22,2	47,7	-10...+60	IP65	battery	•
<b>Codix 132</b> count direction, AC	•	-	-	-	-	-	-	•	•	-	LCD	8	48x24	45x22,2	47,7	-10...+60	IP65	battery	•
<b>Codix 133</b> quadrature x1 and x2	-	-	-	-	•	-	-	•	•	-	LCD	8	48x24	45x22,2	47,7	-10...+60	IP65	battery	•
<b>Codix 134</b> 99999h59 or 99999-99h	-	•	-	-	-	-	-	•	•	-	LCD	8	48x24	45x22,2	47,7	-10...+60	IP65	battery	•
<b>Codix 135</b> 9999h59m59s or 9999999.9	-	•	-	-	-	-	-	•	•	-	LCD	8	48x24	45x22,2	47,7	-10...+60	IP65	battery	•
<b>Codix 136</b> in Hz	-	-	•	•	-	-	-	-	-	-	LCD	8	48x24	45x22,2	47,7	-10...+60	IP65	battery	•



<b>Codix 140</b> adding 0...9999999	•	-	-	-	-	-	-	•	•	-	LCD	7	48x24	45x22,2	47,7	-20...+65	IP65	DC	•
<b>Codix 141</b> 99999.99h	-	•	-	-	-	-	-	•	•	-	LCD	7	48x24	45x22,2	47,7	-20...+65	IP65	DC	•
<b>Codix 142</b> Service counter 0...9999999	•	-	-	-	-	-	1 <sub>o</sub>	•	•	•	LCD	7	48x24	45x22,2	47,7	-20...+65	IP65	DC	•
<b>Codix 143</b> Service counter 99999.99h	-	•	-	-	-	-	1 <sub>o</sub>	•	•	•	LCD	7	48x24	45x22,2	47,7	-20...+65	IP65	DC	•



<b>190</b> PCB mounting	•	-	-	-	-	-	-	-	•	-	LCD	7	32x18	-	5	-40...+80	-	DC	•
<b>192</b> PCB mounting	•	-	-	-	-	-	-	-	•	-	LCD	6	32x18	-	5	-40...+85	-	DC	•
<b>194</b> PCB mounting	-	•	-	-	-	-	-	-	•	-	LCD	6	32x18	-	5	-40...+80	-	DC	•
<b>198</b> PCB mounting	-	•	-	-	-	-	-	-	•	-	LCD	6	32x18	-	5	-40...+85	-	DC	•



<b>Codix 520</b> adding or subtracting	•	-	-	-	-	-	-	•	•	•	LED	6	48x24	45x22,2	59	-20...+65	IP65	DC	•
<b>Codix 521</b> 6 count modes	•	-	-	-	•	-	1 <sub>o</sub>	•	•	•	LED	6	48x24	45x22,2	59	-20...+65	IP65	DC	•
<b>Codix 522</b> 1/sec or 1/min	-	-	•	•	-	-	1 <sub>o</sub>	•	•	•	LED	6	48x24	45x22,2	59	-20...+65	IP65	DC	•
<b>Codix 523</b> h, min, sec or hh.mm.ss	-	•	-	-	-	-	1 <sub>o</sub>	•	•	•	LED	6	48x24	45x22,2	59	-20...+65	IP65	DC	•

**Display Counters**  
**multifunctional for pulse,**  
**frequency, time and**  
**position**  
**Electronic**

on



**Codix 524**  
Multifunction

**Codix 52C**  
2 totalisers  
with separate inputs and  
separate scaling

**Codix 52P**  
6 count modes

**Codix 52T**  
2 totalisers  
with separate scaling

**Codix 52U**  
with dual function  
in 4 combinations

**Codix 538**  
CAN display



**Codix 540**  
adding  
or subtracting

**Codix 541**  
6 count modes

**Codix 542**  
1/sec or 1/min

**Codix 543**  
h, min, sec or hh.mm.ss

**Codix 544**  
Multifunction

**Codix 54P**  
6 count modes

**Codix 54U**  
with dual function  
in 4 combinations





**570**  
SSI display,  
analogue output,  
serial interface



**571**  
Timer (also reciprocal),  
analogue output,  
serial interface

	Pulse	Time	Frequency	Tachometer	Position	Fieldbus (FB)/ Serial Interface (SI)	Presets: o = optocoupler; r = relay	Reset manual	Reset electrical	Programmable	Display	Number of digits	Dimensions Front in mm	Panel cut-out in mm	Depth in mm	Temperature range in °C	Protection max.	Power supply	RoHS compliant
<b>Codix 524</b> Multifunction	•	•	•	•	•	–	1 <sub>o</sub>	•	•	•	LED	6	48x24	45x22,2	59	–20...+65	IP65	DC	•
<b>Codix 52C</b> 2 totalisers with separate inputs and separate scaling	•	–	–	–	–	–	–	•	•	•	LED	6	48x24	45x22,2	59	–20...+65	IP65	DC	•
<b>Codix 52P</b> 6 count modes	•	–	•	•	•	–	–	•	•	•	LED	6	48x24	45x22,2	59	–20...+65	IP65	DC	•
<b>Codix 52T</b> 2 totalisers with separate scaling	•	–	–	–	–	–	–	•	•	•	LED	6	48x24	45x22,2	59	–20...+65	IP65	DC	•
<b>Codix 52U</b> with dual function in 4 combinations	•	•	•	•	–	–	–	•	•	•	LED	6	48x24	45x22,2	59	–20...+65	IP65	DC	•
<b>Codix 538</b> CAN display	–	–	–	–	•	FB	–	•	•	•	LED	6	48x24	45x22,2	59	0...+50	IP65	DC	•
<b>Codix 540</b> adding or subtracting	•	–	–	–	–	–	–	•	•	•	LED	6	96x48	92x45	83	–20...+65	IP65	DC/AC	•
<b>Codix 541</b> 6 count modes	•	–	–	–	•	–	1 <sub>o</sub>	•	•	•	LED	6	96x48	92x45	83	–20...+65	IP65	DC/AC	•
<b>Codix 542</b> 1/sec or 1/min	–	–	•	•	–	–	1 <sub>o</sub>	•	•	•	LED	6	96x48	92x45	83	–20...+65	IP65	DC/AC	•
<b>Codix 543</b> h, min, sec or hh.mm.ss	–	•	–	–	–	–	1 <sub>o</sub>	•	•	•	LED	6	96x48	92x45	83	–20...+65	IP65	DC/AC	•
<b>Codix 544</b> Multifunction	•	•	•	•	•	–	1 <sub>o</sub>	•	•	•	LED	6	96x48	92x45	83	–20...+65	IP65	DC/AC	•
<b>Codix 54P</b> 6 count modes	•	–	•	•	•	–	–	•	•	•	LED	6	96x48	92x45	83	–20...+65	IP65	DC/AC	•
<b>Codix 54U</b> with dual function in 4 combinations	•	•	•	•	–	–	–	•	•	•	LED	6	96x48	92x45	83	–20...+65	IP65	DC/AC	•
<b>570</b> SSI display, analogue output, serial interface	–	–	–	–	•	SI	2 <sub>r,o</sub>	•	•	•	LED	6	96x48	92x45	141	0...+45	IP65	DC/AC	•
<b>571</b> Timer (also reciprocal), analogue output, serial interface	•	•	•	•	•	SI	2 <sub>o</sub>	•	•	•	LED	6	96x48	92x45	141	0...+45	IP65	DC/AC	•

**Preset Counters**  
**multifunctional for pulse,**  
**frequency, time and position**  
**Electronic**

	Pulse	Time	Frequency	Tachometer	Position	Fieldbus (FB)/ Serial Interface (SI)	Presets: o = optocoupler; r = relay	Reset manual	Reset electrical	Programmable	Display	Number of digits	Dimensions Front in mm	Panel cut-out in mm	Depth in mm	Temperature range in °C	Protection max.	Power supply	RoHS compliant	
	•	•	•	•	•	SI	1 <sub>r,o</sub>	•	•	•	LED	6	48x48	45x45	80	-10...+50	IP65	DC/AC	•	
<b>Codix 716</b> opt. serial interface																				
	•	•	•	•	•	SI	2 <sub>r,o</sub>	•	•	•	LED	6	48x48	45x45	80	-10...+50	IP65	DC/AC	•	
<b>Codix 717</b> ATEX version available opt. serial interface																				
	•	-	-	-	-	-	1 <sub>r</sub>	•	•	•	LCD	2x6	48x48	45x45	63,2	-10...+50	IP65	battery	•	
<b>901</b> adding or subtracting																				
	•	•	-	-	•	-	1 <sub>r</sub>	•	•	•	LCD	2x6	48x48	45x45	91	-10...+50	IP65	DC/AC	•	
<b>Codix 907</b> Decade keyboard 5 kHz count frequency																				
	•	•	-	-	•	-	2 <sub>r</sub>	•	•	•	LCD	2x6	48x48	45x45	91	-10...+50	IP65	DC/AC	•	
<b>Codix 908</b> Decade keyboard 5 kHz count frequency																				
	•	•	•	•	•	-	1 <sub>r</sub>	•	•	•	LCD/ LED Look	2x6	48x48	45x45	91	-20...+65	IP65	DC/AC	•	
<b>Codix 923</b> Multicolour display Decade keyboard 60 kHz count frequency																				
	•	•	•	•	•	-	up to 4 <sub>r</sub> 6 <sub>o</sub>	•	•	•	LCD/ LED Look	2x6	48x48	45x45	91	-20...+65	IP65	DC/AC	•	
<b>Codix 924</b> Multicolour display Decade keyboard 60 kHz count frequency																				
	•	•	•	•	•	-	2 <sub>r</sub>	•	•	•	LED	6	96x48	92x45	91	-20...+65	IP65	DC/AC	•	
<b>Codix 560</b> LED multifunction preset counter 14 segment LED Automatic help texts																				
	-	-	-	-	•	SS	2 <sub>r,o</sub>	•	•	•	LED	6	96x48	92x45	141	0...+45	IP65	DC/AC	•	
<b>570</b> SSI display, analogue output, serial interface																				
	•	•	•	•	•	SS	2 <sub>o</sub>	•	•	•	LED	6	96x48	92x45	141	0...+45	IP65	DC/AC	•	
<b>571</b> Timer (also reciprocal), analogue output, serial interface																				
	•	•	•	•	•	SS	4 <sub>o</sub>	•	•	•	LED	6/8	96x48	92x45	141	0...+45	IP65	DC/AC	•	
<b>572</b> Dual preset counters with 4 outputs and analogue output, serial interface																				




## Pulse-Counters Electromechanical

		Pulse	Time	kWh	Panel mounting	PCB mounting	Surface mounting	DIN rail mounting	Reset	Number of digits	Dimensions in mm	Panel cut-out in mm (for front panel version)	Temperature range in °C	Protection max.	Supply type	RoHS compliant
	<b>K46</b> High shock resistance	•	-	-	•	•	-	-	-	6	30x20 Panel mount	27x14	-10...+60	IP65	DC	•
	<b>K47</b> High shock resistance	•	-	-	•	•	-	-	-	7	30x20 Panel mount	27x14	-10...+60	IP65	DC	•
	<b>K66</b> High shock resistance, magnetic field resistant	•	-	-	•	•	-	-	-	6	30x20 Panel mount	27x14	-10...+60	IP65	DC	•
	<b>K67</b> High shock resistance, magnetic field resistant	•	-	-	•	•	-	-	-	7	30x20 Panel mount	27x14	-10...+60	IP65	DC	•
	<b>K04</b> High shock resistance	•	-	-	•	•	-	-	-	4	26x15 Panel mount	24x13	-10...+60	IP65	DC/AC	•
	<b>K05/AK05</b> High shock resistance	•	-	-	•	•	•	-	-	5	26x15 Panel mount	24x13	-10...+60	IP65	DC/AC	•
	<b>K06/AK06</b> High shock resistance	•	-	-	•	•	•	-	-	6	32x15 Panel mount	30x13	-10...+60	IP65	DC/AC	•
	<b>K07/AK07</b> High shock resistance	•	-	-	•	•	•	-	-	7	32x15 Panel mount	30x13	-10...+60	IP65	DC/AC	•
	<b>SK06</b> High shock resistance	•	-	-	-	-	•	•	-	6	30x65	-	-10...+60	IP50	DC/AC	•
	<b>SK07</b> High shock resistance	•	-	-	-	-	•	•	-	7	30x65	-	-10...+60	IP50	DC/AC	•
	<b>W15/AW15</b> Also in DIN format 48x24 mm	•	-	-	•	-	•	-	manual	5	from 34x23	from 31x20	-10...+60	IP40	DC/AC	•
	<b>W16/AW16</b> Also in DIN format 48x24 mm	•	-	-	•	•	•	-	-	6	from 34x23	from 31x20	-10...+60	IP41	DC/AC	•

Counters Electromechanical  
(continued)

		Pulse	Time	kWh	Panel mounting	PCB mounting	Surface mounting	DIN rail mounting	Reset	Number of digits	Dimensions in mm	Panel cut-out in mm (for front panel version)	Temperature range in °C	Protection max.	Supply type	RoHS compliant
	<b>W17/AW17</b> Also in DIN format 48x24 mm	•	-	-	•	•	•	-	-	7	from 34x23	from 31x20	-10...+60	IP41	DC/AC	•
	<b>Bk14</b> Very long service life	•	-	-	•	-	-	-	manual	4	from 37x28	33,3x25	-10...+60	IP40	DC/AC	•
	<b>Bk16</b> Very long service life	•	-	-	•	-	-	-	-	6	from 37x28	from 33,3x25	-10...+60	IP40	DC/AC	•
	<b>B16</b> Very long service life	•	-	-	•	-	-	• <sup>1)</sup>	manual	6	from 50x25	50x25	-10...+60	IP40	DC/AC	•
	<b>B18</b> Very long service life	•	-	-	•	-	-	• <sup>1)</sup>	-	8	from 50x25	50x25	-10...+60	IP41	DC/AC	•
	<b>Mk14</b> Very long service life	•	-	-	•	-	-	-	manual	4	from 37x26	from 33,3x22	-10...+45	IP40	DC/AC	•
	<b>Mk16</b> Very long service life	•	-	-	•	-	-	-	manual electrical	6	from 37x26	from 33,3x22	-10...+45	IP40	DC/AC	•
	<b>Mk18</b> Very long service life	•	-	-	•	-	-	-	-	8	from 52x28	48x24	-10...+45	IP41	DC/AC	•

Hour Meters/Timers  
Electromechanical

	<b>HK47</b> High shock resistance	-	•	-	•	•	-	-	-	7	30x20 Panel mount	27x14	-10...+60	IP66	DC	•
	<b>HK07/AHK07</b> High shock and impact resistance	-	•	-	•	•	•	-	-	7	32x15 Panel mount	30x13	-10...+60	IP65	DC	•
	<b>HK07 D</b> With disable input	-	•	-	•	•	-	-	-	7	32x15 Panel mount	30x13	-10...+60	IP65	DC	•





<sup>1)</sup> with mounting frame G300000/G300004

Hour Meters/Timers Electromechanical  
(continued)

		Pulse	Time	kWh	Panel mounting	PCB mounting	Surface mounting	DIN rail mounting	Reset	Number of digits	Dimensions in mm	Panel cut-out in mm (for front panel version)	Temperature range in °C	Protection max.	Supply type	RoHS compliant
	<b>SHK07</b> High shock resistance	-	•	-	-	-	•	-	-	7	30x65	-	-10...+60	IP52	DC/AC	•
	<b>HK17</b> Small dimensions	-	•	-	•	-	-	-	-	8	from 37x26	33x22	-15...+50	IP65	DC/AC	•
	<b>H37</b> Also in DIN format 48x24 mm	-	•	-	•	-	• <sup>1)</sup>	-	-	8	from 48x24	from 45x22	-15...+50	IP65	DC/AC	•
	<b>H57/AH57</b> DIN format 48x48 mm	-	•	-	•	-	•	-	-	8	from 48x48	45x45 Ø50	-15...+50	IP65	DC/AC	•
	<b>HR47</b> Opt. run indicator	-	•	-	•	-	-	-	-	7	Ø58	Ø50	-25...+80	IP65	DC/AC	•
	<b>HR76</b> High shock resistance	-	•	-	•	-	-	-	-	6	from Ø58,7	Ø50,8	-30...+65	IP65	DC/AC	•
	<b>HB26</b> Plug-in version Long service life	-	•	-	•	-	• <sup>1)</sup>	manual	-	6	from 50x25	50x25	-15...+50	IP41	DC/AC	•
	<b>HB27</b> Long service life	-	•	-	•	-	• <sup>1)</sup>	-	-	7	from 50x25	50x25	-15...+50	IP51	DC/AC	•
	<b>SH17</b> 36 mm wide	-	•	-	-	-	•	-	-	7	36x90	-	-10...+70	IP65	DC/AC	•
	<b>HC77</b> Combination Hour meter and totaliser	•	•	-	•	-	-	-	-	2x7	from 48x48	45x45 Ø50,5	-15...+50	IP52	DC/AC	•
	<b>SHC77</b> Combination Hour meter and totalising counter	•	•	-	-	-	•	-	-	2x7	48,5x61,5	-	-15...+50	IP52	DC/AC	•
	<b>HW66</b> Combination Hour meter and energy meter	-	•	•	•	-	-	-	-	2x6	from 48x48	45x45 Ø50	-20...+55	IP65	AC	•



<sup>1)</sup> with mounting frame G300000/G300004

**Preset Counters  
for pulse and time  
Electromechanical**

		Pulse	Time	Panel mounting	PCB mounting	Surface mounting	DIN rail mounting	Presets	Reset	Number of digits	Dimensions in mm	Panel cut-out in mm (for front panel version)	Temperature range in °C	Protection max.	Supply type	Panel mounting
	<b>BVa 15</b> adding with preset constantly visible	•	–	•	–	–	• <sup>1)</sup>	1	manual	2 x 5	from 50 x 50	50 x 50	–10...+60	IP40	DC/AC	•
	<b>MVs 13</b> subtracting	•	–	•	–	–	–	1	manual electrical	3	from 39 x 55	33,3 x 50	–10...+45	IP40	DC/AC	•
	<b>MVs 16</b> subtracting	•	–	•	–	–	• <sup>1)</sup>	1	manual electrical	6	from 50 x 50	50 x 50	–10...+45	IP40	DC/AC	•
	<b>HVa 15</b> adding 999,99 h	–	•	•	–	–	• <sup>1)</sup>	1	manual	2 x 5	from 50 x 50	50 x 50	–15...+50	IP42	DC/AC	•

<sup>1)</sup> with mounting frame G300002/G300003

**Process- /Temperature  
Displays,  
Process- /Temperature  
Control Devices**




		Analogue input 0...20; 4...20 mA	Analogue input 0...10; 2...10 V	Analogue input ± 10V	Temperature Thermocouples	Temperature Resistance thermometers (RTDs)	mV sensors / strain gauge input	Input characteristic curve CP = control points	Presets / Limit values o = optocoupler; r = relay	Display	Number of digits	Dimensions front in mm	Depth in mm	Temperature range in °C	Protection max.	Power supply	RoHS compliant
	<b>Codix 529</b> MIN/MAX detection	•	•	–	–	–	–	linear	–	LED	5	48x24	59	–10...+50	IP65	DC	•
	<b>Codix 530</b> MIN/MAX detection with totaliser	•	•	–	–	–	–	linear	–	LED	5	48x24	59	–10...+50	IP65	DC	•
	<b>Codix 531</b> MIN/MAX detection	–	–	–	–	Pt100 Ni100	–	–	–	LED	5	48x24	59	–20...+65	IP65	DC	•
	<b>Codix 532</b> MIN/MAX detection	–	–	–	J; K; N	–	–	–	–	LED	6	48x24	59	–20...+65	IP65	DC	•
	<b>Codix 533</b> Setpoint generator 0...12 V output 0...24 mA output time-based operation	–	–	–	–	–	–	–	–	LED	4	48x24	59	–20...+65	IP65	DC	•

Process Displays,  
Process Control Devices  
(continued)




	Analogue input 0...20; 4...20 mA	Analogue input 0...10; 2...10V	Analogue input $\pm 10V$	Temperature Thermocouples	Temperature Resistance thermometers (RTDs)	mV sensors / strain gauge input	Input characteristic curve CP = control points	Presets / Limit values o = optocoupler; r = relay	Display	Number of digits	Dimensions front in mm	Depth in mm	Temperature range in °C	Protection max.	Power supply	RoHS compliant
<b>Codix 550</b> MIN/MAX detection Serial interface	•	•	•	–	–	–	24 CP	–	LED	5	96x48	67	–20...+65	IP65	DC/AC	•
<b>Codix 551</b> MIN/MAX detection Serial interface	–	–	–	B;E;J; K;N;R; S;T	Pt100 Pt1000 0...400 $\Omega$ 0...4000 $\Omega$	0...100 $\pm 100$	24 CP	–	LED	5	96x48	67	–20...+65	IP65	DC/AC	•
<b>Codix 552</b> MIN/MAX detection Serial interface with totaliser	•	•	•	–	–	–	24 CP	–	LED	5	96x48	67	–20...+65	IP65	DC/AC	•
<b>Codix 553</b> MIN/MAX detection Serial interface 2 limit values	•	•	•	–	–	–	24 CP	2 <sub>r</sub>	LED	5	96x48	67	–20...+65	IP65	DC/AC	•
<b>Codix 554</b> MIN/MAX detection Serial interface 2 limit values	–	–	–	B;E;J; K;N;R; S;T	Pt100 Pt1000 0...400 $\Omega$ 0...4000 $\Omega$	0...100 $\pm 100$	24 CP	2 <sub>r</sub>	LED	5	96x48	67	–20...+65	IP65	DC/AC	•
<b>Codix 555</b> MIN/MAX detection Serial interface 2 limit values with totaliser	•	•	•	–	–	–	24 CP	2 <sub>r</sub>	LED	5	96x48	67	–20...+65	IP65	DC/AC	•
<b>573</b> 2 inputs, 2 limit values or analogue output mA and V	•	•	•	–	–	–	16 CP	2 <sub>o</sub>	LED	6	96x48	129	0...+45	IP65	DC/AC	•
<b>Codix 565 Norm</b> MIN/MAX detection 2 limit values with totaliser, tare	•	•	•	–	–	–	12 CP	2 <sub>r</sub>	LED	6	96x48	90,5	–20...+65	IP65	DC/AC	•
<b>Codix 564 Temperature</b> MIN/MAX detection 2 limit values	–	–	–	B;E;J; K;N;R; S;T	Pt100 0...500 $\Omega$	$\pm 100mV$	12 CP	2 <sub>r</sub>	LED	6	96x48	90,5	–20...+65	IP65	DC/AC	•
<b>Codix 566 Strain gauge</b> MIN/MAX detection 2 limit values with totaliser, tare	–	–	–	–	–	1,0 mV 1,5 mV 2,0 mV 3,0 mV 3,3 mV	12 CP	2 <sub>r</sub>	LED	6	96x48	90,5	–20...+65	IP65	DC/AC	•

### Counters Pneumatic

	Front panel mounting	PCB mounting	Surface mounting	DIN-rail mounting	Reset	Number of digits	Panel cut-out in mm (for front panel versions)	Signal	Protection max.	Count frequency max. in Hz	RoHS compliant
 <b>PMk14</b> Totaliser	•	-	-	-	manual	4	33,3x22	L-Signal = 1,5... 8 bar O-Signal ≤ 0,15 bar	IP41	17	•
 <b>PMk16</b> Totaliser	•	-	-	-	manual	6	48x24	L-Signal = 1,5... 8 bar O-Signal ≤ 0,15 bar	IP41	50	•
 <b>PMk18</b> Totaliser	•	-	-	-	-	8	48x24	L-Signal = 1,5... 8 bar O-Signal ≤ 0,15 bar	IP41	50	•

### Counters with stepper motor

	Front panel mounting	PCB mounting	Surface mounting	DIN-rail mounting	Reset	Number of digits	Height of figures in mm	Temperature range in °C	Connection	Input signal	Nominal voltage in V DC	RoHS compliant
 <b>kWh17</b>	-	•	-	-	-	7	5x3	-40... 90	Solder pins	Rectangular or needle-shaped pulses	5 or 10	•

## **i** Accessories for Counters and Process Displays

Although little remains to be added – within the comprehensive range of accessories you can still find many more ideas to adapt Kübler counters and process displays exactly to your requirements.



DIN-rail adapters



Bezel adapters



Sealing covers



Socket boxes



Mounting fixtures and supports



Software



Blind enclosures



Sealing gaskets



## Presales

Kübler – the service specialists for every industrial sector and application – supplying complete integrated solutions – globally on your doorstep

Sample Service – Fast delivery of customised versions

Selection tool  
Kübler website: Product Finder

Delivery Service: 10 by 10,  
48 h Express and Repair Service



## Kübler Service for planning dependability

Fast, reliable service and professional advice have top priority at Kübler. We are globally on your doorstep in 6 service and application centres and offer our customers planning dependability.

We deliver from stock within one day. We can manufacture your special orders within 48 hours. Moreover, 10 by 10 is our delivery offensive, which ensures that – for quantities of up to 10 pieces – you will receive all catalogue products so marked within 10 days. Our processes and services are certified and are constantly being improved.

### 10 by 10

With our 10 by 10 Service we will manufacture 10 encoders within 10 working days. The benefits to you: easier to order, the delivery can be calculated, flexibility for small production batches.



### Sample and Repair Service

The Kübler Service Centre can quickly manufacture special, customised versions within a short space of time. We are happy to help you with the practicalities of using our products – at your location if desired. We can carry out repairs within a maximum of 5 working days.



### Technical Hotline

Our Hotline will answer your technical questions Mon-Fri within normal working hours:




Kübler GmbH, Germany	+49 7720 3903-35
Kübler France	+33 3 89 53 45 45
Kübler Italy	+39 0 26 42 33 45
Kübler China	+86 10 5134 8680
Kübler India	+91 9819 457 872
Kübler Poland	+48 6 18 49 99 02

### 48 h Express Service

Short delivery times, a high level of on-time delivery, guaranteed quality and enthusiastic, service-oriented employees – these are what our customers can depend on. We can process your order within 48 hours; we can ship stock items the same day.






Service Excellence provided by Kübler application specialists for target sectors

Product security – replacement models at the end of the product life-cycle

## Aftersales



Service Centres, globally on your doorstep:  
Advice, analysis, support during installation in over 50 countries

« We were able to considerably reduce our average delivery time and I can confirm that delivery schedules were always adhered to. Technical support is very professional, efficient and not at all bureaucratic. »

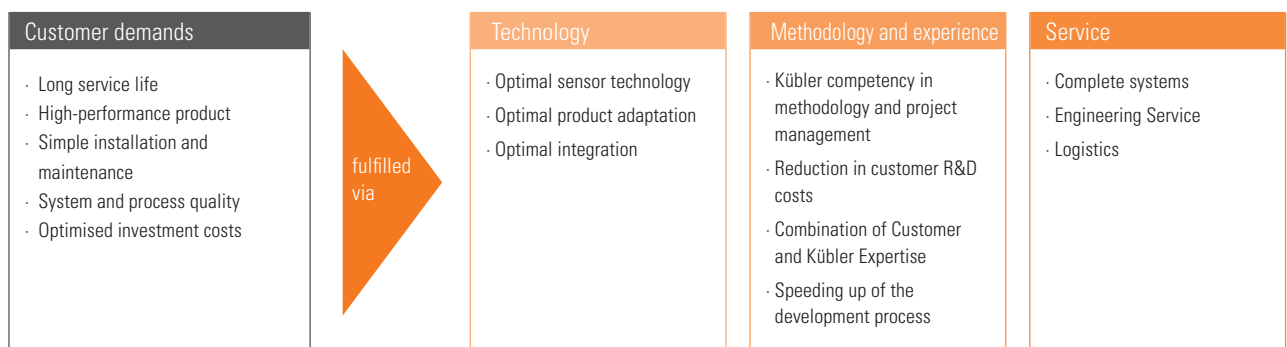
*Purchasing Manager, German Producer of Geared Motors*

## Tailor-made solutions – Kübler Design System

« With the KDS method our customers receive a lasting solution to lowering costs, reducing the number of models available or eliminating quality deficiencies. With KDS we develop product and engineering solutions together. The method stands out because of its structured process; this delivers innovation through experience and cooperation with the customer. »

Gebhard and Lothar Kübler, Managing Directors Kübler GmbH

### The Kübler Design System – satisfying customer demands



### The 4 phases of the Kübler Design System



# Kübler – worldwide

## Germany

**09221 Neukirchen/Chemnitz**  
 Registriertechnik  
 Jörg Müller  
 Hauptstraße 148A  
 Phone +49 3713 304789  
 Fax +49 3713 304789  
 registriertechnikmueller  
 @t-online.de

**28876 Oyten**  
 Fritz Kübler GmbH  
 Zähl- und Sensortechnik  
 Vertriebsbüro Nord  
**Hermi Herrmann**  
 Mohndblumenweg 6  
 Phone +49 4207 6880-32  
 Fax +49 4207 6880-34  
 hermi.herrmann@kuebler.com  
 www.kuebler.com

**35759 Driedorf**  
 Fritz Kübler GmbH  
 Zähl- und Sensortechnik  
**Vertriebsbüro Mitte**  
 Stefan Heinigk  
 Gartenstraße 10  
 Phone +49 2775 5784-27  
 Fax +49 2775 5784-28  
 stefan.heinigk@kuebler.com  
 www.kuebler.com

**59757 Arnsberg**  
 Fritz Kübler GmbH  
 Zähl- und Sensortechnik  
**Vertriebsbüro West**  
 Torsten Czubkowski  
 Auf der Umcke 11 a  
 Phone +49 2932 891898  
 Fax +49 2932 53311  
 torsten.czubkowski  
 @kuebler.com  
 www.kuebler.com

**78054 Villingen-Schwenningen**  
 Fritz Kübler GmbH  
 Zähl- und Sensortechnik  
**Firmensitz**  
 Schubertstr. 47  
 Phone +49 7720 3903-0  
 Fax +49 7720 21564  
 info@kuebler.com  
 www.kuebler.com

**78549 Spaichingen**  
 Fritz Kübler GmbH  
 Zähl- und Sensortechnik  
**Vertriebsbüro Süd-West**  
 Karl Klaritsch  
 Aixheimer Str. 3  
 Phone +49 7424 949069  
 Fax +49 7424 949087  
 karl.klaritsch@kuebler.com  
 www.kuebler.com

**88696 Owingen**  
 Fritz Kübler GmbH  
 Zähl- und Sensortechnik  
**Vertriebsbüro Süd-Ost**  
 Stefan Rost  
 Nikolausstr. 21  
 Phone +49 7551 936375  
 Fax +49 7551 936492  
 stefan.rost@kuebler.com  
 www.kuebler.com

## Approved system partners/ distributors

**22149 Hamburg**  
 Hermann Seidel GmbH  
 Techn. Vertretungen  
 Rahlstedter Str. 16  
 Phone +49 40 675085-0  
 Fax +49 40 675085-85  
 info@seidel-gmbh.de  
 www.seidel-gmbh.de

**42499 Hückeswagen/Köln**  
 Fuhrmeister + Co. GmbH  
 Industrie-Elektronik  
 Stahlschmidtsbrücke 38  
 Phone +49 2192 851122  
 Fax +49 2192 851127  
 info@fuhrmeister-gmbh.de  
 www.fuhrmeister-gmbh.de

**66287 Quierschied-Götelborn**  
 Herbert Neundorfer  
 GmbH & Co. KG  
 Werksvertretungen  
 Zum Schacht 9  
 Phone +49 68 2595450  
 Fax +49 68 25954599  
 info@herbert-neundoerfer.de  
 www.herbert-neundoerfer.de

**82069 Hohenschäftlarn**  
 Bachmann  
 Electronic GmbH  
 Am Wagnerfeld 4  
 Phone +49 8178 8676-0  
 Fax +49 8178 8676-50  
 info@bachmann-electronic.de  
 www.bachmann-electronic.de

## Catalogue distributors (Germany):

**28359 Bremen**  
 Distrelec Schuricht GmbH  
 Lise Meitner-Str. 4  
 Phone +49 1805 2234-35  
 Fax +49 1805 2234-36  
 scc@distrelec.de  
 www.distrelec.de

**64546 Mörfelden-Walldorf**  
 RS Components GmbH  
 Hessenring 13 b  
 Phone +49 6105 401234  
 Fax +49 6105 401100  
 www.rs-components.de

**82041 Oberhaching**  
 Farnell GmbH  
 Keltnering 14  
 Phone +49 89 61393939  
 www.farnell.de

**92240 Hirschau**  
 Conrad Electronic SE  
 Klaus-Conrad-Straße 1  
 Phone +49 9622-30-4145  
 www.conrad.com

## Europe

**Austria** .....  
 Balluff GmbH  
 Industriestraße B16  
 A-2345 Brunn am Gebirge  
 Phone +43 22 36 3 25 21-0  
 Fax +43 22 36 3 25 21 46  
 sensor@balluff.at  
 www.balluff.at

**Belarus (White Russia)** ....  
 FEK Company  
 ul. Ponomarenko, 35-A  
 BY-22015 Minsk  
 Phone +375 17 202 68 00  
 Fax +375 17 202 68 01  
 turck@fek.by  
 www.turck.by

**Belgium** .....  
 • Electromechanical  
 Counters:  
 Crouzet S.A.  
 Dieweg 30  
 1180 Ukkel  
 Phone +32 2 462 07 30  
 Fax +32 2 461 00 23  
 awesdijk@crouzet.com  
 www.crouzet.com

• Encoders and Process  
 Products:  
 Multiprox N.V.  
 Lion d'Orweg 12  
 B-9300 Aalst  
 Phone +32 53 78 65 66  
 Fax +32 53 78 39 77  
 mail@multiprox.be  
 www.multiprox.be

**Bulgaria** .....  
 Sensomat GmbH  
 D-r Ivan Penakov Str  
 15-W-4-11  
 9300 Dobritsch  
 Phone +359-58-603023  
 Fax +359-58-603033  
 info@sensomat.info  
 www.sensomat.info

**Denmark** .....  
 Hans Følsgaard A/S  
 Theiligaards Torv 1  
 DK-4600 Køge  
 Denmark  
 Phone +45 43 20 86 00  
 Fax +45 43 96 88 55  
 hf@hf.net  
 www.hf.net

**Estonia** .....  
 Standel AS  
 Kiisa 8  
 EE 11313 Tallinn  
 Phone +372 6 558 180  
 Fax +372 6 558 179  
 standel@standel.ee  
 www.standel.ee

**Finland** .....  
 Murri  
 Koukkukatu 1  
 FIN-15700 Lahti  
 Phone +358 3 882 4000  
 Fax +358 3 882 4040  
 myynti@murri.fi  
 www.murri.fi

**France** .....  
 Fritz Kübler S.à.r.l.  
 Compteurs et codeurs  
 industriels  
 195 rue de Soultz  
 F-68270 Wittenheim  
 Phone +33 3 89 53 45 45  
 Fax +33 3 89 53 66 77  
 info@kuebler.fr  
 www.kuebler.fr

**Great Britain** .....  
 OEM Automatic Ltd  
 Whiteacres, Cambridge Road  
 Whetstone  
 Leicester LE8 6ZG  
 Phone +44 116 284 99 00  
 Fax +44 116 284 17 21  
 information@uk.oem.se  
 www.oem.co.uk

**Greece** .....  
 Industrial Automation  
 Systems  
 L.J. Skourgialos  
 241, El. Venizelou Ave.  
 176 73 Kallithea - Athens  
 Greece  
 Phone +30 210 9510260  
 Fax +30 210 9511048  
 info@ias.gr  
 www.ias.gr

**Hungary** .....  
 Kvalix Automatika Kft.  
 Kiss Ernő u. 1-3  
 H-1046 Budapest  
 Phone +36 1 272 2242  
 Fax +36 1 272 2244  
 info@kvalix.hu  
 www.kvalix.hu

**Iceland** .....  
 Reykjafell Ltd.  
 Skipholti 35  
 IS-125 Reykjavik  
 Phone +354 5 88 60 00  
 Fax +354 5 88 60 88  
 reykjafell@reykjafell.is  
 www.reykjafell.is

**Ireland** .....  
 Irish Industrial Components Ltd.  
 Unit 18/2, Canal Turn,  
 Clondalkin Industrial Estate  
 IRL-Clondalkin, Dublin 22  
 Phone +353 1 45 70 012  
 Fax +353 1 45 70 609  
 info@iicld.ie  
 www.iicld.ie

**Italy** .....  
 • Encoder-Division:  
 Kübler Italia Srl.  
 Viale F. Testi 287  
 I-20126 Milano  
 Phone +39 0 26 42 33 45  
 Fax +39 0 26 61 13 843  
 info@kuebler.it  
 www.kuebler.it

• Counters, Process Devices:  
 MAS AUTOMAZIONE S.R.L.  
 Via G. Galilei 20  
 I-20090 Segrate (MI)  
 Phone +39 02 26 92 20 90  
 Fax +39 02 26 92 16 87  
 info@masautomazione.it  
 www.masautomazione.it

**Netherlands** .....  
 • Electromechanical  
 Counters:  
 Crouzet BV  
 Industrieweg 17  
 NL-2382 NR Zoeterwoude  
 Phone +31 71 581 20 30  
 Fax +31 71 541 35 74  
 com-nl@crouzet.com  
 www.crouzet.com

• Electrical Counters,  
 Process Devices and  
 Encoders:  
 Duranmatic B.V.  
 Robijn 800  
 NL-3316 KE Dordrecht  
 Phone +31 78 631 05 99  
 Fax +31 78 613 11 33  
 info@duranmatic.nl  
 www.duranmatic.nl

**Norway** .....  
 ELTECO AS  
 Floodmyrveien 24  
 N-3946 Porsgrunn  
 Phone +47 35 56 20 70  
 Fax +47 35 56 20 99  
 firmapost@elteco.no  
 www.elteco.no

**Poland** .....  
 Kubler Sp. z o.o.  
 ul. Dabrowskiego 441  
 60-451 Poznan  
 Poland  
 Phone +48 61 849 99 02  
 Fax +48 61 849 99 03  
 info@kubler.pl  
 www.kubler.pl

ASTAT sp. z o.o.  
 ul. Dabrowskiego 441  
 60-451 Poznan  
 Poland  
 Phone +48 61 848 8871  
 Fax +48 61 848 8276  
 info@astat.com.pl  
 www.astat.com.pl

• Electronic Counters and  
 Process Devices:  
 IMPOL-1 Sp.j.  
 ul. Krakowiaków 103  
 02-255 Warszawa  
 Phone +48 22 886 56 02  
 Fax +48 22 886 56 04  
 chmura@impol-1.pl  
 www.impol-1.pl

• Encoders:  
 OEM AUTOMATIC Sp. z o.o.  
 ul. Postepu 2  
 02-676 Warszawa  
 Phone +48 22 863 27 22  
 Fax +48 22 863 27 24  
 info@pl.oem.se  
 www.oemautomatic.com.pl

**Portugal** .....  
 LA2\*P, Lda.  
 Rua Teófilo Braga, 156 A  
 Escrit. F - Edifício S. Domingos  
 Cabeço do Mourgo  
 2785 - 122 S. Domingos de Rana  
 Phone +351 21 444 70 70  
 Fax +351 21 444 70 75  
 la2p@la2p.pt  
 www.la2p.pt

**Romania** .....  
 Syscom 18 SRL  
 Calea Plevnei 139B, Sector 6  
 Bucharest 060011  
 Phone +40 21 310 26 78  
 Fax +40 21 316 91 76  
 vasile.enache@syscom18.com  
 www.syscom.ro

**Russia** .....  
 Servotechnica ZAO  
 22, Vyborgskaya str  
 125130 Moscow  
 Phone +7 495 797 8856  
 Fax +7 495 450 0043  
 info@servotechnica.ru  
 www.servotechnica.ru

**Serbia** .....  
 RAP Electronics d.o.o.  
 Dorda Stanojevic 11-17  
 SRB-11070 Novi Beograd  
 Phone +381 11 6300636  
 Fax +381 11 6300635  
 office@rapelectronics.com

**Slovakia** .....  
 S.D.A. s. r. o.  
 Jána Bottu 4  
 974 01 Banská Bystrica  
 Phone +421 48 414 83 86/87  
 Fax +421 48 414 83 69  
 sekretariat@s-d-a.sk  
 www.s-d-a.sk

**Slovenia** .....  
 SENZORJI SB d.o.o.  
 Livadna ulica 1  
 2204 Miklavž na Dravskem polju  
 Phone +386 2 6 29 03 00  
 Fax +386 2 6 29 03 02  
 senzorji.sb@siol.net  
 www.senzorji-sb.si

**Spain** .....  
 Elion, S.A.  
 Farell, 5  
 E-08014 Barcelona  
 Phone +34 93 298 20 00  
 Fax +34 93 431 18 00  
 elion@elion.es  
 www.elion.es

**Sweden** .....  
 • Counters and Process  
 Products:  
 Flexitron Komponenter AB  
 Box 7117  
 S-18712 Täby  
 Phone +46 75-242 85 60  
 Fax +46 87 569 132  
 sales@flexitron.se  
 www.flexitron.se

• Encoders:  
 OEM AUTOMATIC AB  
 Dalagatan 4, Box 1011  
 S-57328 Tranås  
 Phone +46 75-242 4100  
 Fax +46 75-242 4119  
 info@aut.oem.se  
 www.oemautomatic.se

**Switzerland** .....  
 Micronor AG  
 Pumpwerkstrasse 32  
 CH 8105 Regensdorf  
 Phone +41 44 843 40 20  
 Fax +41 44 843 40 39  
 sales@micronor.ch  
 www.micronor.ch

**Czech Republic** .....  
 TURCK s.r.o.  
 Hradecká 1151  
 CZ-500 03 Hradec Králové  
 Phone +420 - 4 95 51 87 66  
 Fax +420 - 4 95 51 87 67  
 turck-cz@turck.com  
 www.turck.cz

**Turkey** .....  
 • Counters:  
 ERUZ Elektrik San. ve Tic. A.S.  
 Necatibey Caddesi  
 Sait Demirbag Han No.5 K.1  
 34425 Istanbul  
 Phone +90 212 29 36 036  
 Fax +90 212 24 45 156  
 eruzelektrik@eruzelektrik.com.tr  
 www.eruzelektrik.com.tr

• Encoders and Process  
 Products:  
 Sanil Teknik  
 Elektrik San. ve Tic. Ltd. Sti.  
 Okcumasa Caddesi  
 Tusak Sokak  
 No: 27/5 Karaköy  
 Istanbul 34420  
 Phone +90 212 256 94 28  
 Fax +90 212 256 94 04  
 sanil@sanil.com.tr  
 www.sanil.com.tr

## America, Asia, Australia, Africa

### Catalogue distributors (Europe):

**Austria** .....  
Farnell GmbH  
Birkenstrasse 2  
5300 Salzburg/Hallwang  
Phone +43 662 - 218 06 80  
Fax +43 662 - 218 06 70  
verkauf.at@farnell.com  
www.farnell.at

RS Components  
Albrechtstr Straße 11  
A-3950 Gmünd  
Phone +43 28 52 505  
Fax +43 28 52 53 223  
www.rs-components.at

**France** .....  
Radiospares Composants  
Rue Norman King BP 453  
F-60031 Beauvais CEDEX  
Phone +33 3 44 10 16 48  
Fax +33 3 44 10 16 44  
www.radiospares.fr

Farnell France SAS  
81-83 rue Henri Depagneux  
BP 60426 Limas  
69654 Villefranche sur Saône  
Cedex  
Phone +33 4 74 68 99 99  
Fax +33 4 74 68 99 90  
ventes@farnell.com  
www.farnell.fr

**Great Britain** .....  
RS Components Ltd.  
PO Box 99, Corby  
Northants NN17 9RS  
Phone +44 84 58 50 99 00  
Fax +44 15 36 40 56 78  
www.rs-components.com

Farnell  
Canal Road  
Leeds, LS12 2TU  
Phone +44 8447 11 11 11  
Fax +44 8447 11 11 13  
sales@farnell.co.uk  
www.farnell.co.uk

**Italy** .....  
RS Components S.p.A.  
Via De Vizzi 93/95  
20092, Cinisello Balsamo,  
Milano  
Phone +39 02 660 581  
Fax +39 02 660 580 51  
www.rs-components.it

Distrelec Italia s.r.l.  
Via Canova 40/42  
20020 Lainate (Mi)  
Phone +39 02 - 93 75 51  
Fax +39 02 - 93 75 57 55  
info-it@distrelec.com  
www.distrelec.com

**Switzerland** .....  
Distrelec AG  
Grabenstraße 6  
CH-8606 Nänikon  
Phone +41- 44 9 44 99 11  
Fax +41- 44 9 44 99 88  
www.distrelec.com

Farnell AG  
Brandschenkestr. 178  
Postfach 1703  
8027 Zürich  
Phone +41 1 - 204 64 64  
Fax +41 1 - 204 64 54  
verkauf.ch@farnell.com  
www.farnell.ch

**Argentina** .....  
AUMECON S.A.  
Acassuso 4768  
1605 Munro  
Prov. de Buenos Aires  
Phone +54 11 47 56 1251  
Fax +54 11 47 62 63 31  
ventas@aumecon.com.ar  
www.aumecon.com.ar

**Australia** .....  
Balluff Leuze Pty. Ltd.  
12 Burton Court  
Bayswater, Vic. 3153  
Phone +61 3 97 20 41 00  
Fax +61 3 97 38 26 77  
sales@balluff.com.au  
www.balluff.com.au

**Brazil** .....  
Balluff Controles Elétricos Ltda.  
Rua Francisco Foga 25,  
Cx. Postal 189  
CEP 13280-000 Vinhedo-SP  
Phone +55 19 38 76 99 99  
Fax +55 19 38 76 99 90  
balluffbr@balluff.com.br  
www.balluff.com.br

**Canada** .....  
Chartwell Automation Inc.  
140 Duffield Drive  
Markham, Ontario L6G 1B5  
Phone +1 905 513 7100  
Fax +1 905 513 7101  
info@www.chartwell.ca  
www.chartwell.ca

**Chile** .....  
Electronica industrial  
El Schädler y Cia. Ltda.  
Casilla 189-9  
Av. Antonio Varas 1871  
Providencia  
Santiago  
6641545  
Phone +56 2 274 74 30  
Fax +56 2 204 93 38  
info@schadler.com

**China** .....  
Headquarter Beijing:  
Kuebler (Beijing) Automation  
Trading Co. Ltd.  
4404 Zhongyun Building-2 No. 208  
Lize Zhongyuan Erqu  
Wangjing New Industrial Park  
Chaoyang District  
Beijing, 100102  
Phone +86 10 5134 8680  
Fax +86 10 5134 8681  
kuebler.china@kuebler.com  
www.kuebler.cn

Branch Office Shanghai  
D of 5th. Floor Junli-Caifu  
Building No. 5199  
Gonghexinlu  
Shanghai, 200435  
Phone +86 21 5676 5891  
Fax +86 21 5676 5892

Branch Office Tianjin  
707 of A-Tower, No. 21 Yujiang  
Road, Hexi District  
Tianjin, 300384  
Phone +86 22 2834 3526  
Fax +86 22 2834 3576

Branch Office Wuhan  
1306 B-Tower 2008-New  
Changjiang Plaza  
Pangxie Jia-339 Zhongshan  
Road, Wuchang District  
Wuhan, 430061  
Phone +86 27 8893 7501  
Fax +86 27 8893 7019

Branch Office Guangzhou  
No. 907, A-Tower of East  
Duhui Plaza, Zhongshan Road,  
Tianhe District  
Guangzhou City, 510630  
Phone +86 20 3802 1047  
Fax +86 20 3803 6485

Branch Office Xi'an  
406 Xitie Engineering Building,  
No. 205 Jinhuaobeilu  
Xi'an City, 710032  
Phone +86 29 6282 6066  
Fax +86 29 6282 6061

Branch Office Chengdu  
No. 18 Erhuan Road  
Nanshanduan 7F-118  
Hollywood Plaza  
Chengdu City, 617000  
Phone +86 28 6669 3294  
Fax +86 28 8513 5327

**Hong Kong** .....  
Po Kwong Electric (HK) Ltd.  
Rm. 177-180, 1/F., Blk C,  
Hang Wai Ind. Ctr.,  
6 Kin Tai St., Tuen Mun, N.T  
Phone +852 24 23 66 22  
Fax +852 24 61 10 02  
sales@pokwong.com  
www.pokwong.com

**Egypt** .....  
AEE Advanced Electronic  
Engineering  
26, Rabaa Bldgs., Nozha St.  
ET-Nasr City, Cairo  
Phone +20 2 2418 50 20  
Fax +20 2 2415 92 65  
sales@aecontrols.com  
www.aeecontrols.com

**India** .....  
Kuebler Automation India Pvt Ltd  
House No. 677, S no 269/3,  
Bhugaon, Near Daulat Dhaba,  
Taluka: - Mulshi, Dist: - Pune,  
Pin: - 412 108,  
Maharashtra  
Phone +91 20 22 95 38 19  
Phone +91 20 22 95 38 20  
Fax +91 20 22 95 38 18  
Kuebler.India@kuebler.com  
www.kuebler.in

Rajdeep Automation Pvt. Ltd.  
Survey 143, 3rd Floor, Singhghad  
Road, Vadgaon Dhayri,  
Pune 411041  
+91 20 24 39 37 55  
Fax +91 20 24 39 37 56  
info@rajdeep.in  
www.rajdeep.in

**Indonesia** .....  
SUPRA Engineering  
Jl. Pecenongan 17 D  
RI-10120 Jakarta  
Phone +62 21 345 73 55  
Fax +62 21 345 73 18  
astina@centrin.net.id  
www.supra.co.id

**Iran** .....  
Sadeghzadeh Trading Firm  
No. 236, South Lalehzar St  
Tehran  
Phone +98 21 33919184  
Fax. +98 21 33940745  
info@persian-automation.com  
www.persian-automation.com

**Israel** .....  
Omega Engineering  
P.o.Box 300  
ZRUF 30850  
Phone +972-4-9544993  
Fax +972-4-9544992  
info@omegae.net  
www.omegae.net

**Lebanon** .....  
Elias Ghali & Son's  
Sabteihe  
Beirut  
Phone + 963 31 22 20 789  
Fax + 961 16 86 255  
sghali1@cyberia.net.lb  
www.ghali-sy.com

**Malaysia** .....  
dpStar Thermo Electric Sdn. Bhd.  
No. 37-G, Pusat  
Perdagangan One  
Puchong  
Jalan OP 1/2 Off Jalan  
47160 Puchong  
Selangor  
Malaysia  
Phone +603 80 70 87 88  
Fax +603 80 70 87 66  
chrisliu@dpstar.com.my  
www.dpstar.com.my

**New Zealand** .....  
Carrel-Electrade Ltd.  
P.O. Box 11-078  
Ellerslie  
NZ-Auckland 1542  
Phone +64 5251753  
Fax +64 5251756  
sales@carrel-electrade.co.nz  
www.carrel-electrade.co.nz

**Philippines** .....  
Technorand Sales Corporation  
Wilshire Annapolis Plaza,  
Annapolis Street  
San Juan, Metro Manila 1500  
Phone +63 2 9850705  
Fax +63 2 71 65 986  
technorand@gmail.com

**Singapore** .....  
Raymond International Pte. Ltd.  
Blk 219 Henderson Road #07-04  
Henderson Industrial Park  
Singapore 159556  
Phone +65 62 76 37 38  
Fax +65 62 76 37 39  
sales@raymondcom.com  
www.raymondcom.com

**South Africa** .....  
Fritz Kübler GmbH  
Zähl- und Sensortechnik  
Schubertstr. 47  
78054 Villingen-Schwenningen  
Germany  
Phone +49 7720 3903-0  
Fax +49 7720 21564  
info@kuebler.com  
www.kuebler.com375

**South Korea** .....  
Kuebler Korea (by F&B)  
578, Kwaebop-dong, Sasang-ku  
Pusan Industrial Supplies  
Market 9-116  
PUSAN  
Phone +82 51 319 12 30  
Fax +82 51 319 12 50  
fmb@kuebler.co.kr  
www.kuebler.co.kr

**Syria** .....  
Elias Ghali & Son's  
P.O.Box 64  
SYR-Homs  
Phone + 963 31 24 80 780  
Fax + 963 31 2 227 638  
s.ghali@scs-net.org  
www.ghali-sy.com

**Taiwan, R.O.C.** .....  
• Encoders, Transmission  
Technology, Electronic  
Counters and Process  
Products:  
E-Sensors & Automation Int'l Corp.  
6F-2, No.109, Chien Kuo 1st Rd.  
Kaohsiung 80284  
Taiwan, R.O.C.  
Phone +886-7-7220371  
Fax +886-7-7718161  
ez-corp@umail.hinet.net  
www.e-sensors.com.tw

Canaan Electric Corp.  
6F-5, No. 63, Sec. 2  
Chang An East Road  
Taipei  
Phone +886 225 08 23 31  
Fax +886 225 08 47 44  
sales@canaan-elec.com.tw  
www.canaan-elec.com.tw

**Thailand** .....  
Technology Instruments Co., Ltd.  
549/9 Onnut Road Kwaeng  
Pravet, Khet Pravet  
Bangkok 10250  
Phone +662 74 388 88  
Fax +662 74 388 43  
marketing@tic.co.th  
www.tic.co.th

**Tunisia** .....  
H2M Technologies  
13, Rue El Moutanabi  
TN-2037 El Menzah 7 -Tunis  
Phone +216 71 42 76 77  
Fax +216 71 42 76 88  
h2m.tech@planet.tn

**Ukraine** .....  
SV Altera Ltd.  
4 Ivana Lepshe blvd  
Kyiv  
Ukraine 03680  
Phone +38 044 496-18-88  
Fax +38 044 496-18-18  
office@sv-altera.com  
www.svaltera.ua

**U.S.A.** .....  
• Counting and Process  
Technology:  
Global Industrial Products Inc.  
8129 North Austin AVE  
Morton Grove, IL 60053  
Toll-free number:  
1-800-951-8774  
Phone 847 965 9808  
Fax 847 901 9846  
sales@globalepower.com  
www.kueblerusa.com

• Rotary and Linear Encoders:  
„Kübler by Turck“  
Turck Inc.  
3000 Campus Drive  
Minneapolis, MN 55441  
Phone +1 763 553 7300  
Fax +1 763 553 0708  
sensors@turck.com  
www.kueblerbyturck.com  
www.turck.com

• Partner for selected  
counters and process  
technology:  
Kessler-Ellis Products Co.  
10 Industrial Way East  
Eatontown, NJ 07724  
Phone +1 732 935 1320  
Fax +1 732 935 9344

**Vietnam** .....  
GNN Co., Ltd  
153, Nguyen Van Thu road  
DaKoa Ward, District 1  
Ho Chi Minh City  
Phone +84 89 11 13 63  
Fax +84 89 11 18 99  
gnn.vina@gmail.com  
www.gnnvietnam.com

# Contact partners in Germany

## PLZ 01000 ... 09999

Registriertechnik  
Jörg Müller  
Hauptstraße 148A  
09221 Neukirchen/Chemnitz  
Phone +49 3713 304789  
Fax +49 3713 304789  
registriertechnikmueller  
@t-online.de

## PLZ 10000 ... 15899

**PLZ 15940 ... 18999**  
Kübler Vertriebsbüro Nord  
Hermi Herrmann  
Mohnblumenweg 6  
28876 Oyten  
Phone +49 4207 6880-32  
Fax +49 4207 6880-34  
hermi.herrmann@kuebler.com

## PLZ 15900 ... 15939

Registriertechnik  
Jörg Müller  
Hauptstraße 148A  
09221 Neukirchen/Chemnitz  
Phone +49 3713 304789  
Fax +49 3713 304789  
registriertechnikmueller  
@t-online.de

## PLZ 19000 ... 19999

Kübler Vertriebsbüro Nord  
Hermi Herrmann  
Mohnblumenweg 6  
28876 Oyten  
Phone +49 4207 6880-32  
Fax +49 4207 6880-34  
hermi.herrmann@kuebler.com

## PLZ 20000 ... 29999

Kübler Vertriebsbüro Nord  
Hermi Herrmann  
Mohnblumenweg 6  
28876 Oyten  
Phone +49 4207 6880-32  
Fax +49 4207 6880-34  
hermi.herrmann@kuebler.com

## PLZ 30000 ... 32999

**PLZ 38000 ... 39999**  
Kübler Vertriebsbüro Nord  
Hermi Herrmann  
Mohnblumenweg 6  
28876 Oyten  
Phone +49 4207 6880-32  
Fax +49 4207 6880-34  
hermi.herrmann@kuebler.com

## PLZ 33000 ... 33999

Kübler Vertriebsbüro West  
Torsten Czubkowski  
Auf der Ümcke 11 a  
59757 Arnsberg  
Phone +49 2932 891898  
Fax +49 2932 53311  
torsten.czubkowski@kuebler.com

## PLZ 34000 ... 37999

Kübler Vertriebsbüro Mitte  
Stefan Heinigk  
Gartenstr. 10  
35759 Driedorf  
Phone +49 2775 578427  
Fax +49 2775 578428  
stefan.heinigk@kuebler.com

## PLZ 40000 ... 47999

Kübler Vertriebsbüro West  
Torsten Czubkowski  
Auf der Ümcke 11 a  
59757 Arnsberg  
Phone +49 2932 891898  
Fax +49 2932 53311  
torsten.czubkowski@  
kuebler.com

## PLZ 49000 ... 49999

Kübler Vertriebsbüro Nord  
Hermi Herrmann  
Mohnblumenweg 6  
28876 Oyten  
Phone +49 4207 6880-32  
Fax +49 4207 6880-34  
hermi.herrmann@kuebler.com

## PLZ 50000 ... 53399

**PLZ 53580 ... 53999**  
**PLZ 58000 ... 59999**  
Kübler Vertriebsbüro West  
Torsten Czubkowski  
Auf der Ümcke 11 a  
59757 Arnsberg  
Phone +49 2932 891898  
Fax +49 2932 53311  
torsten.czubkowski @  
kuebler.com

## PLZ 53400 ... 53579

**PLZ 54000 ... 54999**  
**PLZ 55300 ... 55999**  
**PLZ 56500 ... 56999**  
Kübler Vertriebsbüro West  
Torsten Czubkowski  
Auf der Ümcke 11 a  
59757 Arnsberg  
Phone +49 2932 891898  
Fax +49 2932 53311  
torsten.czubkowski @  
kuebler.com

## PLZ 55000 ... 55299

**PLZ 56000 ... 56499**  
**PLZ 57000 ... 57999**  
Kübler Vertriebsbüro Mitte  
Stefan Heinigk  
Gartenstr. 10  
35759 Driedorf  
Phone +49 2775 578427  
Fax +49 2775 578428  
stefan.heinigk@kuebler.com

## PLZ 60000 ... 61999

**PLZ 63000 ... 65999**  
**PLZ 67000 ... 67599**  
**PLZ 68000 ... 69999**  
Kübler Vertriebsbüro Mitte  
Stefan Heinigk  
Gartenstr. 10  
35759 Driedorf  
Phone +49 2775 578427  
Fax +49 2775 578428  
stefan.heinigk@kuebler.com

## PLZ 66000 ... 66999

**PLZ 67600 ... 67999**  
Kübler Vertriebsbüro West  
Torsten Czubkowski  
Auf der Ümcke 11 a  
59757 Arnsberg  
Phone +49 2932 891898  
Fax +49 2932 53311  
torsten.czubkowski @  
kuebler.com

## PLZ 70000 ... 76799

**PLZ 77000 ... 79999**  
Kübler Vertriebsbüro Süd-West  
Karl Klaritsch  
Aixheimer Str. 3  
78549 Spaichingen  
Phone +49 7424 949069  
Fax +49 7424 949087  
karl.klaritsch@kuebler.com

## PLZ 76800 ... 76999

Kübler Vertriebsbüro Süd-West  
Karl Klaritsch  
Aixheimer Str. 3  
78549 Spaichingen  
Phone +49 7424 949069  
Fax +49 7424 949087  
karl.klaritsch@kuebler.com

## PLZ 80000 ... 87999

**PLZ 89200 ... 89499**  
Kübler Vertriebsbüro Süd-Ost  
Stefan Rost  
Nikolausstr. 21  
88696 Owingen  
Phone +49 7551 936375  
Fax +49 7551 936492  
stefan.rost@kuebler.com

## PLZ 88000 ... 89199

**PLZ 89500 ... 89999**  
Kübler Vertriebsbüro Süd-West  
Karl Klaritsch  
Aixheimer Str. 3  
78549 Spaichingen  
Phone +49 7424 949069  
Fax +49 7424 949087  
karl.klaritsch@kuebler.com

## PLZ 90000 ... 95999

Kübler Vertriebsbüro Süd-Ost  
Stefan Rost  
Nikolausstr. 21  
88696 Owingen  
Phone +49 7551 936375  
Fax +49 7551 936492  
stefan.rost@kuebler.com

## PLZ 96000 ... 99999

Kübler Vertriebsbüro Mitte  
Stefan Heinigk  
Gartenstr. 10  
35759 Driedorf  
Phone +49 2775 578427  
Fax +49 2775 578428  
stefan.heinigk@kuebler.com

## Approved system partners/ distributors

### 22149 Hamburg

Hermann Seidel GmbH  
Techn. Vertretungen  
Rahlstedter Str. 16  
Phone +49 40 675085-0  
Fax +49 40 675085-85  
info@seidel-gmbh.de  
www.seidel-gmbh.de

### 42499 Hückeswagen

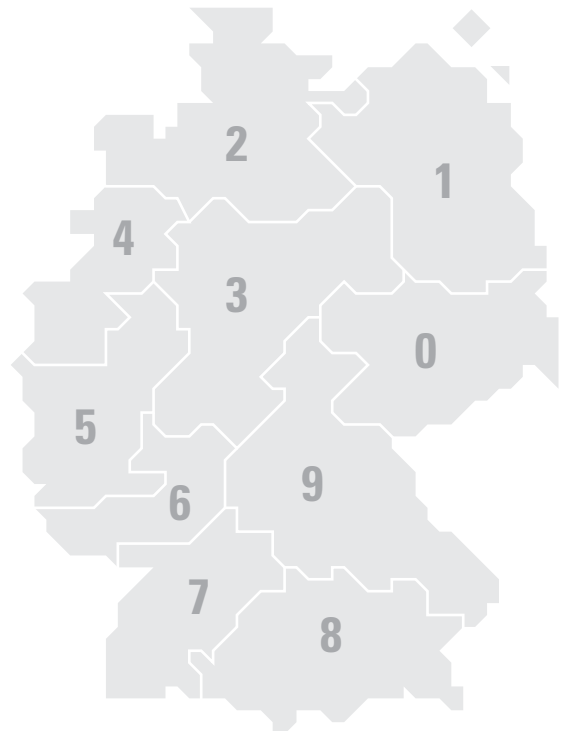
Fuhrmeister + Co. GmbH  
Industrie-Elektronik  
Stahlschmidtsbrücke 38  
Phone +49 2192 851122  
Fax +49 2192 851127  
info@fuhrmeister-gmbh.de  
www.fuhrmeister-gmbh.de

### 66287 Quierschied- Göttelborn

Herbert Neundoerfer  
GmbH & Co. KG  
Werksvertretungen  
Zum Schacht 9  
Phone +49 6825 95450  
Fax +49 6825 954599  
info@herbert-neundoerfer.de  
www.herbert-neundoerfer.de

### 82069 Hohenschäftlarn

Bachmann  
Electronic GmbH  
Am Wagnerfeld 4  
Phone +49 8178-8676-0  
Fax +49 8178-8676-50  
info@bachmann-electronic.de  
www.bachmann-electronic.de





**Fritz Kübler GmbH**  
**Zähl- und Sensortechnik**  
Schubertstrasse 47  
D-78054 Villingen-Schwenningen  
Germany  
Phone +49 7720 3903-0  
Fax +49 7720 21564  
info@kuebler.com  
www.kuebler.com